



The Servante

Official Newsletter of the Alliance of Illusionists Bruce Chadwick SAM Assembly 138

Volume 2017 - Number 4 - April 2017

Next Monthly Assembly Meeting Thursday April 20 2017, 7:00 pm
Illusion Warehouse - 3917 McCart Ave - Fort Worth, Texas 76110
Three Blocks North of Seminary Drive - Across Street from School

Thumb Tip Magic

The art of the thumb tip! One of the most powerful secret weapons in the magician's arsenal. How does your ability compare? Are you overlooking some of the most incredible magic that is available to be seen. The SAM Assembly 138 invites you come to the April 20 meeting and perform your favorite thumb tip trick or routine. It will be an evening of informal fun and fellowship and we'll begin promptly at 7:00 pm.

2017 SAM ASSEMBLY 138 SURVEY RESULTS

The 2017 SAM Assembly 138 survey went well. Our Assembly made a concerted effort to contact all national SAM members in the Fort Worth area who have any affiliation with the Bruce Chadwick SAM Assembly 138 Alliance of Illusionists. All members were given multiple chances to respond to the survey. Members were given the opportunity to complete the simple survey online or download it in PDF format and return it by US Mail.

Twenty-two SAM members completed the survey. All but one of the respondents voted for our Assembly to continue meeting concurrently with the Ren Clark IBM Ring 15 and Fort Worth Magicians Club Inc, as well as have our own independent monthly Assembly meeting. All respondents voted in favor for our Assembly to elect our own officers in accordance with our Assembly Bylaws.

The results of the survey were announced to the Fort Worth Magicians Club Executive Committee at the most recent April 6, 2017 monthly combined meeting of the IBM Ring, SAM Assembly, and FWMC.

However the FWMC Executive Committee rejected the survey conclusions. Instead they voted that "The Fort Worth Magicians Club shall no longer meet concurrently with the Bruce Chadwick SAM Assembly 138." The Fort Worth Magicians Club Executive Committee also made the proclamation that "The Assembly is free to schedule its own independent monthly Assembly meetings and elect its own officers."

The committee also assigned FWMC President Ross Lampe with the job of preparing a letter and email to both the Assembly 138 and to SAM National President Jeff Sikora stating clearly that "The Fort Worth Magicians Club and its officers no longer have affiliation with Assembly 138 and that the Assembly is now free to elect its own officers and plan its own meetings."

Our Assembly will move forward. Certainly we have some planning to do at our next third Thursday Monthly Assembly Meeting on April 20 at the Illusion Warehouse, 7:00 pm. Please mark your calendar!

Whether you are a national SAM member or not, please come, voice your opinion, and share your ideas. Together we can continue to build Fort Worth strength in the Society of American Magicians. Thanks for being a proud member of the SAM Assembly 138 Alliance of Illusionists!

EUGENE BURGER LECTURE

Burger will present his "Creating Stronger Performances" lecture on April 29th from 2:00 to 4:00 pm at the Main Street Magic IN McKinney, Texas, phone 972-542-5010. \$20.00 for area magicians, \$25.00 for guests and \$10.00 for Society of Young Magicians 12 and over. Seating will be limited and so it is best to call in advance for reservations.

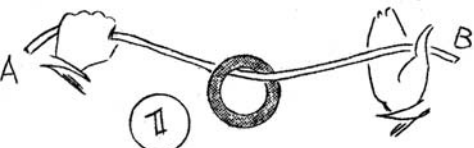
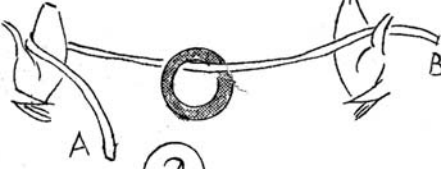
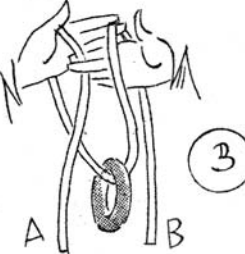
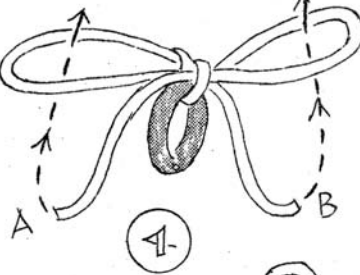




IBM-SAM
COMBINED CONVENTION

July 12-15, 2017 · Louisville, KY

HINDU RING MYSTERY
By Eddie Joseph

Pass the rope through the ring as in Fig. 1. The end "B" is gripped in the right hand and end "A" in the left. Note the right palm is facing up and the left one is parallel with the floor. Now turn the left palm face up and you get the pose shown in Fig. 2. The right first and second fingers grip that part of the rope in front of the left palm, while the tips of the left fingers grip the rope hanging behind the right fingers -- see Fig. 3. The two hands move apart and you get a bow knot as shown in Fig. 4. This is the well-known shoelace tie, with which most magicians are already familiar. Now pull up end "B" of rope through the loop on that side and do likewise with end "A". These moves are indicated by broken lines in Fig. 4. Pull the rope taut and you have an apparent knot tied on the ring. Hold the rope by end "B" -- see Fig. 5 -- and exhibit the ring tied in the center of the rope. Now pass end "B" through the front of the ring -- side nearest you. Get someone to tie a single knot and pull on the knot. When he pulls on the knot, the ring drops to the floor and a single knot remains on the rope. When learning the tie, please rest the ring on the table and once you understand it all, the tie can be made in any position. I have described the basis of the tie, but many ideas will suggest themselves. For instance, you can also tie the rope around some person's wrist and pull the ring away with the knot still around the wrist. Another suggestion: You may discard the ring and use the rope only and by going through the moves described, you can pull the knotted ropes through the handle of a door.

ALL PERFORMER'S VIEW